

# STAKEHOLDER QUESTIONNAIRE: first analysis



UNIVERSITÀ  
DEGLI STUDI  
FIRENZE

DIPARTIMENTO  
DI INGEGNERIA  
INDUSTRIALE

QUADMAP



At the beginning of the QUADMAP project a questionnaire addressed to the **stakeholders** was prepared and submitted in several European countries, asking the competent authorities involved in the implementation of the END about the methods used for selecting/analysing/managing Quiet Urban Areas (QUAs).

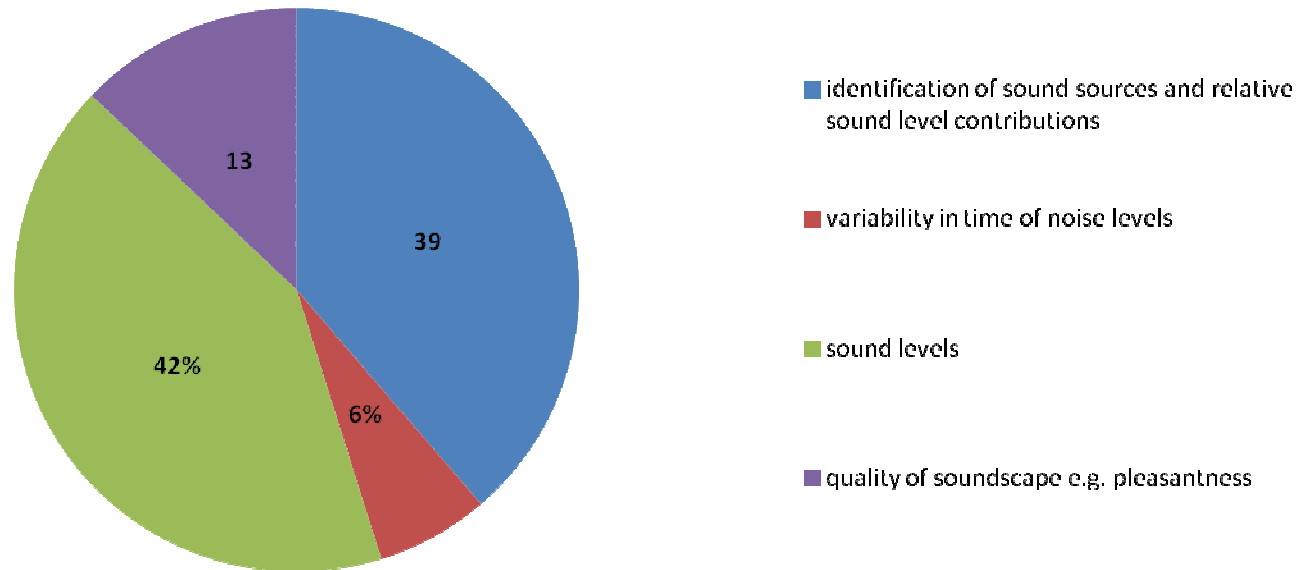
36 stakeholders from The Netherlands, Belgium, Norway, UK, Italy, Germany, Spain, Portugal and France filled in the questionnaire.

*Answers to questions 'What are the indicators for the (acoustic environment) characterisation of a quiet area?' and 'What are the indicators for a general characterisation (without considering the acoustic indicators) of a quiet area?'* have been firstly analyzed, in order to obtain possible and immediately usable information for the implementation of the new methodology.

The following Figures show a summary of the identified indicators, both acoustical and non acoustical.

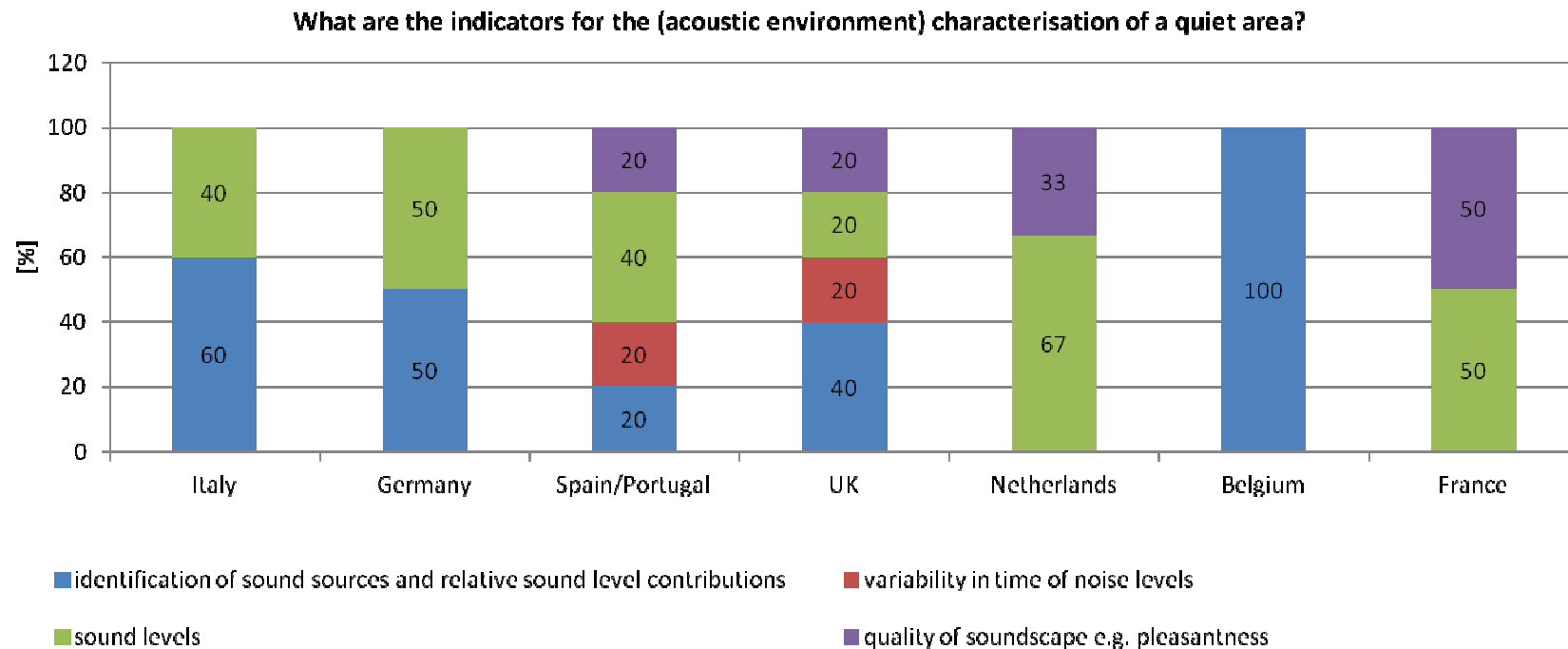


What are the indicators for the (acoustic environment) characterisation of a quiet area?

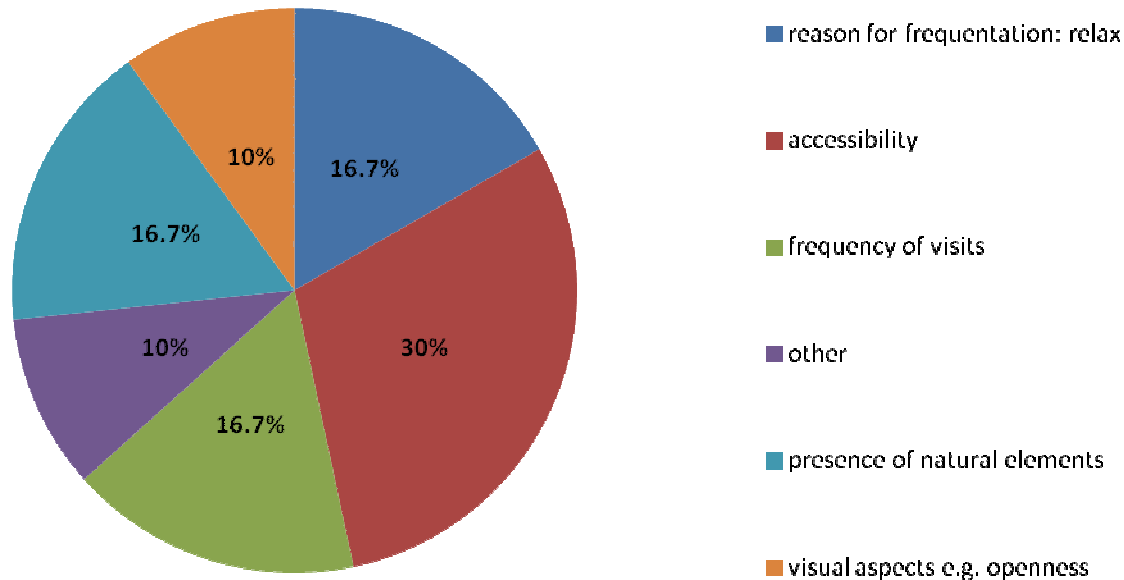


This diagram shows that the most common indicators to characterize a QUA from the acoustical point of view are: sound levels, identification of sound sources and relative sound level contributions.

Next chart shows answers to the same question, but as percentage attributed to several indicators by each country.

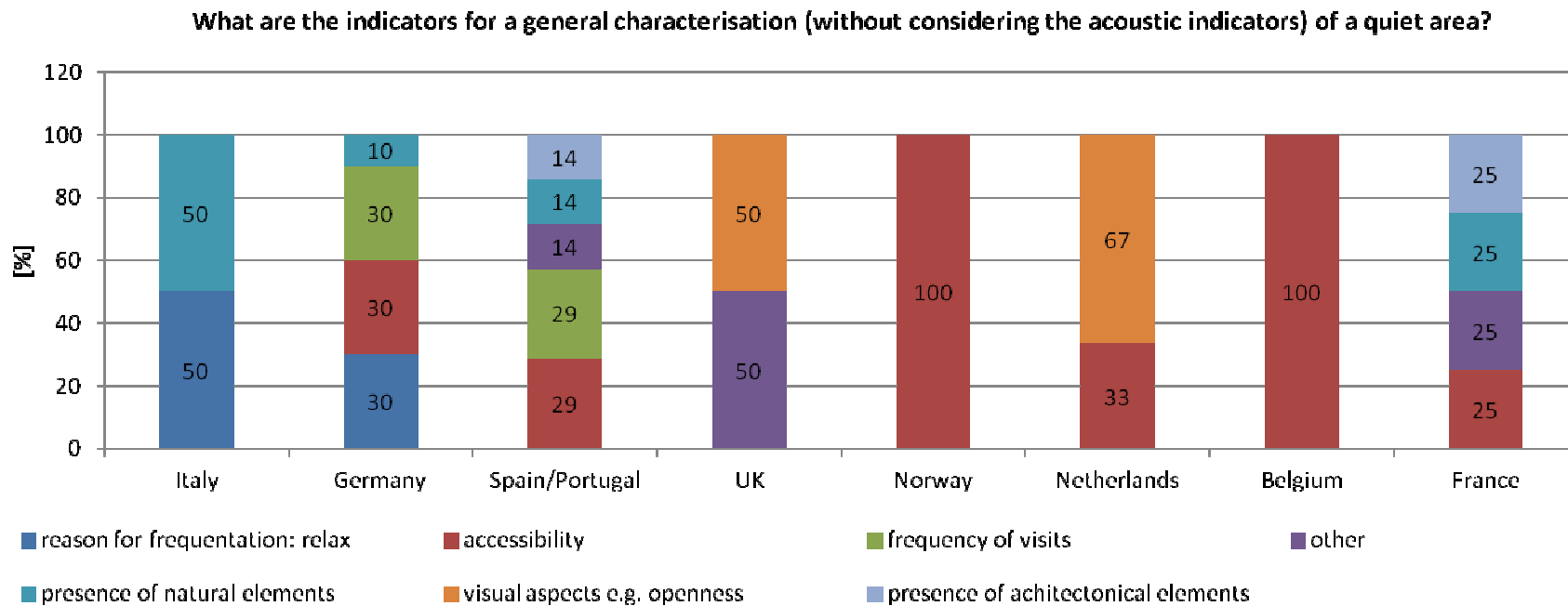


What are the indicators for a general characterisation (without considering the acoustic indicators) of a quiet area?



From this diagram, it can be seen that the most common indicators for a general non acoustic characterization of QUAs are: accessibility, reason for frequentation, presence of natural elements and frequency of visits.

Next chart shows answers to the same question, but as percentage attributed to several indicators by each country.



The most important acoustical and non acoustical indicators emerging from the stakeholders questionnaires have been taken into account in the draft proposal of the analysis phase.

All things considered, as the number of the collected questionnaires is not particularly significative, it has been decided to maintain a relatively high number of variables, to be eventually reduced in the subsequent phase of optimization of the methodology.

